

# MODEL 13

2 BEDROOM

880 sq.ft.

BALCONY 126-326 sq.ft

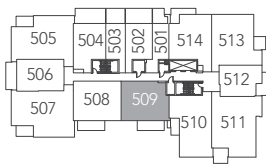
THE RIVER

# TERRACES

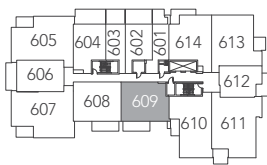
AT GREYSTONE



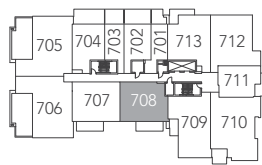
2 BEDROOM



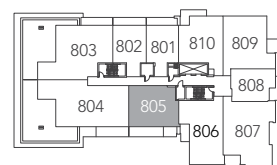
FLOOR 5



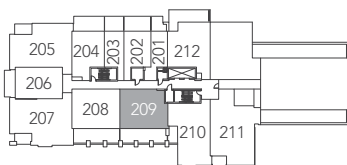
FLOOR 6



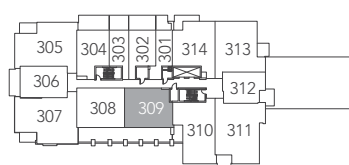
FLOOR 7



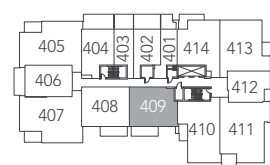
FLOOR 8



FLOOR 2



FLOOR 3



FLOOR 4



**GREYSTONE**  
VILLAGE  
A VISIONARY RIVERFRONT COMMUNITY

MATERIALS, SPECIFICATIONS & FLOOR PLANS ARE SUBJECT TO CHANGE WITHOUT NOTICE. ALL FLOOR PLANS HAVE APPROXIMATE DIMENSIONS. NOTE: ACTUAL USABLE FLOOR SPACE MAY VARY FROM STATED FLOOR AREA. WINDOW, DOOR AND BALCONY SIZE AND LOCATION MAY VARY. BALCONY / TERRACE, AS APPLICABLE. ALL DIMENSIONS ARE SUBJECT TO NORMAL CONSTRUCTION VARIANCES. SOME FEATURES MAY VARY BY SUITE DESIGN. E. & O. E. 150812